



March 15, 2023

City of Lowell
Mike Burns
City Manager
301 East Main Street
Lowell, MI 49331

CONTRACT: MONROE STREET IMPROVEMENTS 2022

ADDENDUM No. 2

Notice to All Prospective Bidders:

This Addendum is issued in accordance with INSTRUCTIONS TO BIDDERS, and is hereby incorporated into the Contract Documents. The CONTRACTOR is reminded to appropriately-acknowledge receipt of this Addendum in the BID FORM. *This Addendum forms a part of the Contract Documents and modifies the original Bidding Documents dated February 15, 2023. This Addendum No. 2 consists of three (3) typed pages. The issuance of the Specification Sections, and the issue of Drawings are listed at the end of this document and are attached to this document.*

Modifications to Specifications:

1. Bid Form: Re-issued

- Revise Subbase, CIP quantity from 1,275 to 3,600 Cyd.
- Revise HMA, 5E1 quantity from 1,973 to 1,294 Tons.
- Revise HMA, 4E1 quantity from 1,294 to 1,973 tons.

2. Section Notice to Proceed: Re-issued

- Replace the following:

The number of days to achieve Substantial Completion is 150. This can be split into two mobilizations with one in each of the 2023 and 2024 construction season. Work shall be continuous within each construction season until either substantial completion or construction season end. The phases as detailed in Section 01 11 00 – Summary of Work shall each be completed in the same construction season as they begin.

With the following;

The number of days to achieve Substantial Completion is 150. Work must start in 2023, but can be split into two mobilizations with one in each of the 2023 and 2024 construction season. Work shall be continuous within each construction season until either substantial completion or construction season end. The

phases as detailed in Section 01 11 00 – Summary of Work shall each be completed in the same construction season as they begin.

3. Standard General Conditions:

- Builders Risk Insurance is to be replaced with Owners and Contractors Protective (OCP) insurance. The coverage shall be in the amount of \$2,000,000.

Modifications to Drawings:

1. Sheet 2: (Re-issued) Base/Leveling Course shall be 4E1 @ 220#/SYD and Top course shall be 5E1 @ 165#/SYD
2. Sheet 3: (Re-issued) Base/Leveling Course shall be 4E1 @ 220#/SYD and Top course shall be 5E1 @ 165#/SYD
3. Sheet 40: HMA quantities revised.
4. Sheet 41: HMA quantities revised.
5. Sheet 42: HMA quantities revised.
6. Sheet 43: HMA quantities revised.
7. Sheet 44: HMA quantities revised.
8. Sheet 45: HMA quantities revised.
9. Sheet 46: HMA quantities revised.
10. Sheet 47: HMA quantities revised.
11. Sheet 48: HMA quantities revised.
12. Sheet 49: HMA quantities revised.
13. Sheet 50: HMA quantities revised.
14. Sheet 51: HMA quantities revised.
15. Sheet 52: HMA quantities revised.

Please contact the project manager with any questions or comments on this addendum.

Respectfully submitted,

Williams & Works

Brandon Mieras, P.E.
Project Manager

City of Lowell Monroe Street Improvements 2022
Addendum No. 2
March 15, 2023
Page 3 of 3

Enclosures: Bid Form
Notice To Proceed
Sheet 2
Sheet 3

Cc: All Plan Holders
Mike Burns, City of Lowell
Dan Czarnecki, City of Lowell
File

BID FORM FOR CONSTRUCTION CONTRACT

The terms used in this Bid with initial capital letters have the meanings stated in the Instructions to Bidders, the General Conditions, and the Supplementary Conditions.

ARTICLE 1—OWNER AND BIDDER

1.01 This Bid is submitted to:

**City of Lowell
301 E. Main Street
Lowell, MI 49331**

1.02 The undersigned Bidder proposes and agrees, if this Bid is accepted, to enter into an Agreement with Owner in the form included in the Bidding Documents to perform all Work as specified or indicated in the Bidding Documents for the prices and within the times indicated in this Bid and in accordance with the other terms and conditions of the Bidding Documents.

ARTICLE 2—ATTACHMENTS TO THIS BID

2.01 The following documents are submitted with and made a condition of this Bid:

- A. Required Bid security;
- B. List of Proposed Subcontractors;
- C. List of Proposed Suppliers;
- D. Evidence of authority to do business in the state of the Project; or a written covenant to obtain such authority within the time for acceptance of Bids;
- E. Contractor's license number as evidence of Bidder's State Contractor's License or a covenant by Bidder to obtain said license within the time for acceptance of Bids;
- F. Bidder Qualification Statement submitted within five days of Owner's request.
- G. If Bid amount exceeds \$10,000, signed Compliance Statement (RD 400-6). Refer to specific equal opportunity requirements set forth in the Supplementary Conditions of the Construction Contract (EJCDC C-800);
- H. If Bid amount exceeds \$25,000, signed Certification Regarding Debarment, Suspension, Ineligibility and Voluntary Exclusion - Lower Tier Covered Transactions (AD-1048);
- I. If Bid amount exceeds \$100,000, signed RD Instruction 1940-Q Exhibit A-1, Certification for Contracts, Grants, and Loans.

ARTICLE 3—BASIS OF BID—LUMP SUM BID AND UNIT PRICES

3.01 *Unit Price Bids*

- A. Bidder will perform the following Work at the indicated unit prices:

Item No.	Description	Unit	Estimated Quantity	Bid Unit Price	Bid Amount
1	Mobilization, Max 10%	LSUM	1	\$	\$
2	Maintaining Traffic	LSUM	1	\$	\$
3	Erosion Control, Inlet Protection, Fabric Drop	Ea	26	\$	\$
4	Erosion Control, Maintenance, Sediment Removal	Cyd	75	\$	\$
5	Erosion Control, Silt Fence	Ft	700	\$	\$
6	Pavt, Rem, Modified	Syd	14368	\$	\$
7	Curb and Gutter, Rem	Ft	5525	\$	\$
8	Concrete Driveway and Sidewalk, Rem	Syd	1719	\$	\$
9	Stump, Rem, 19 inch to 36 inch	Ea	5	\$	\$
10	Maintaining Sanitary Sewer Service	LSUM	1	\$	\$
11	Sanitary Sewer, Rem	Ft	4301	\$	\$
12	Sanitary Sewer Structure, Rem	Ea	11	\$	\$
13	Sanitary Sewer, 10 inch	Ft	2599	\$	\$
14	Sanitary Sewer, 12 inch	Ft	317	\$	\$
15	Sanitary Sewer, 15 inch	Ft	510	\$	\$
16	Sewer Wye Branch, Sanitary, 10 inch x 6 inch	Ea	45	\$	\$
17	Sewer Wye Branch, Sanitary, 12 inch x 6 inch	Ea	2	\$	\$
18	Sewer Wye Branch, Sanitary, 15 inch x 6 inch	Ea	1	\$	\$
19	Sanitary Manhole, 48 inch	Ea	14	\$	\$
20	Sanitary Sewer Lateral, 6 inch	Ft	1072	\$	\$
21	Connect to Existing Sanitary Sewer	Ea	16	\$	\$
22	Heavy Cleaning and Video of Underground Piping	Ft	550	\$	\$
23	Cured In-Place Pipe Liner, 15 inch	Ft	290	\$	\$
24	Cured In-Place Pipe Liner, 12 inch	Ft	260	\$	\$
25	Cured In-Place Manhole Lining, 48 inch	Ft	50	\$	\$
26	Fire Hydrant, Rem	Ea	9	\$	\$
27	Water Main, 6 inch	Ft	152	\$	\$
28	Water Main, 8 inch	Ft	4360	\$	\$
29	Fire Hydrant	Ea	15	\$	\$
30	Bend, 45 Degree , 6 inch	Ea	2	\$	\$
31	Bend, 45 degree, 8 inch	Ea	15	\$	\$
32	Valve and Box, 6 inch	Ea	15	\$	\$
33	Valve and Box, 8 inch	Ea	27	\$	\$
34	Tee, 8 inch x 8 inch x 6 inch	Ea	17	\$	\$
35	Tee, 8 inch x 8 inch x 8 inch	Ea	14	\$	\$
36	Reducer, 8 inch x 6 inch	Ea	4	\$	\$
37	Cap, 8 inch	Ea	7	\$	\$

EJCDC® C-410, Bid Form for Construction Contract.

Copyright© 2018 National Society of Professional Engineers, American Council of Engineering Companies, and American Society of Civil Engineers. All rights reserved.

Modified to include RD edits from RUS Bulletin 1780-26 (6/16/2020).

38	Connect to Existing Water Main, 6 inch	Ea	9	\$	\$
39	Connect to Existing Water Main, 8 inch	Ea	2	\$	\$
40	Curb Stop, 1 inch	Ea	5	\$	\$
41	Water Meter Chamber including Meter Installation	Ea	62	\$	\$
42	Tap for Water Service including Corporation Stop, 1 inch	Ea	62	\$	\$
43	Water Service 1 inch, Main to Water Meter Chamber	Ft	2142	\$	\$
44	Water Service 1 inch, Water Meter Chamber to Building	Ft	600	\$	\$
45	Reconnect Existing 1 inch Water Service	Ea	62	\$	\$
46	Maintain Storm Sewer Service	LSUM	1	\$	\$
47	Storm Structure, Rem	Ea	13	\$	\$
48	Storm Sewer, C76 CL III, 12 inch	Ft	368	\$	\$
49	Storm Sewer, C76 CL IV, 15 inch	Ft	507	\$	\$
50	Dr Structure, Storm, 48 inch Dia	Ea	8	\$	\$
51	Dr Structure, Catch Basin, 48 inch Dia	Ea	4	\$	\$
52	Connect to Existing Storm Sewer, 12 inch	Ea	1	\$	\$
53	Connect to Existing Storm Sewer, 15 inch	Ea	1	\$	\$
54	Core and Boot, 12 inch Storm Sewer into Catch Basin or Manhole	Ea	8	\$	\$
55	Dr Structure Repair	Ea	3	\$	\$
56	Driveway, Nonreinf Conc, 6 inch	Syd	160	\$	\$
57	Sidewalk Ramp, Conc, 6 inch	Sft	1112	\$	\$
58	Sidewalk, Conc, 4 inch	Sft	10996	\$	\$
59	Detectable Warning Surface	Ft	185	\$	\$
60	Machine Grading	Sta	45	\$	\$
61	Subbase, CIP	Cyd	3600	\$	\$
62	Aggregate Base, 8 inch	Syd	15062	\$	\$
63	Curb and Gutter, Conc, Det F4, Modified	Ft	3901	\$	\$
64	HMA, 5E1	Ton	1294	\$	\$
65	HMA, 4E1	Ton	1973	\$	\$
66	Dr Structure Cover, Adj, Case 1	Ea	15	\$	\$
67	Slope Restoration, Non-Freeway, Type A	Syd	2750	\$	\$
68	Lead Water Service Allowance	Lsum	1	\$ 40,000	\$ 40,000
69	Cold Milling, HMA Surface	Syd	2044		
70	Subgrade Undercutting, Type II (Allowance)	Cyd	100		
Total of All Unit Price Bid Items					\$

- B. Bidder acknowledges that:
1. each Bid Unit Price includes an amount considered by Bidder to be adequate to cover Contractor's overhead and profit for each separately identified item, and
 2. estimated quantities are not guaranteed, and are solely for the purpose of comparison of Bids, and final payment for all Unit Price Work will be based on actual quantities, determined as provided in the Contract Documents.

ARTICLE 4—DELETED

ARTICLE 5—DELETED

ARTICLE 6—BIDDER'S REPRESENTATIONS AND CERTIFICATIONS

6.01 *Bidder's Representations*

- A. In submitting this Bid, Bidder represents the following:
1. Bidder has examined and carefully studied the Bidding Documents, including Addenda.
 2. Bidder has visited the Site, conducted a thorough visual examination of the Site and adjacent areas, and become familiar with the general, local, and Site conditions that may affect cost, progress, and performance of the Work.
 3. Bidder is familiar with all Laws and Regulations that may affect cost, progress, and performance of the Work, **including all American Iron and Steel requirements.**
 4. Bidder has carefully studied the reports of explorations and tests of subsurface conditions at or adjacent to the Site and the drawings of physical conditions relating to existing surface or subsurface structures at the Site that have been identified in the Supplementary Conditions, with respect to the Technical Data in such reports and drawings.
 5. Bidder has carefully studied the reports and drawings relating to Hazardous Environmental Conditions, if any, at or adjacent to the Site that have been identified in the Supplementary Conditions, with respect to Technical Data in such reports and drawings.
 6. Bidder has considered the information known to Bidder itself; information commonly known to contractors doing business in the locality of the Site; information and observations obtained from visits to the Site; the Bidding Documents; and the Technical Data identified in the Supplementary Conditions or by definition, with respect to the effect of such information, observations, and Technical Data on (a) the cost, progress, and performance of the Work; (b) the means, methods, techniques, sequences, and procedures of construction to be employed by Bidder, if selected as Contractor; and (c) Bidder's (Contractor's) safety precautions and programs.
 7. Based on the information and observations referred to in the preceding paragraph, Bidder agrees that no further examinations, investigations, explorations, tests, studies, or data are necessary for the performance of the Work at the Contract Price, within the Contract Times, and in accordance with the other terms and conditions of the Contract.

8. Bidder is aware of the general nature of work to be performed by Owner and others at the Site that relates to the Work as indicated in the Bidding Documents.
9. Bidder has given Engineer written notice of all conflicts, errors, ambiguities, or discrepancies that Bidder has discovered in the Bidding Documents, and of discrepancies between Site conditions and the Contract Documents, and the written resolution thereof by Engineer is acceptable to Contractor.
10. The Bidding Documents are generally sufficient to indicate and convey understanding of all terms and conditions for performance and furnishing of the Work.
11. The submission of this Bid constitutes an incontrovertible representation by Bidder that without exception the Bid and all prices in the Bid are premised upon performing and furnishing the Work required by the Bidding Documents.

6.02 Deleted

BIDDER hereby submits this Bid as set forth above:

Bidder:

(typed or printed name of organization)

By: _____
(individual's signature)

Name: _____
(typed or printed)

Title: _____
(typed or printed)

Date: _____
(typed or printed)

If Bidder is a corporation, a partnership, or a joint venture, attach evidence of authority to sign.

Attest: _____
(individual's signature)

Name: _____
(typed or printed)

Title: _____
(typed or printed)

Date: _____
(typed or printed)

Address for giving notices:

Bidder's Contact:

Name: _____
(typed or printed)

Title: _____
(typed or printed)

Phone: _____

Email: _____

Address: _____

Bidder's Contractor License No.: (if applicable) _____

NOTICE TO PROCEED

Owner: City of Lowell Owner's Project No.: _____
 Engineer: Williams & Works Engineer's Project No.: 220146
 Contractor: _____ Contractor's Project No.: _____
 Project: Monroe Street Improvements
 Contract Name: _____
 Effective Date of Contract: _____

Owner hereby notifies Contractor that the Contract Times under the above Contract will commence to run on _____ pursuant to Paragraph 4.01 of the General Conditions.

On that date, Contractor shall start performing its obligations under the Contract Documents. No Work will be done at the Site prior to such date.

In accordance with the Agreement:

The number of days to achieve Substantial Completion is 150. Work must start in 2023, but can be split into two mobilizations with one in each of the 2023 and 2024 construction season. Work shall be continuous within each construction season until either substantial completion or construction season end. The phases as detailed in Section 01 11 00 – Summary of Work shall each be completed in the same construction season as they begin.

Before starting any Work at the Site, Contractor must comply with the following:

Work will be limited on the following dates provided by the City:

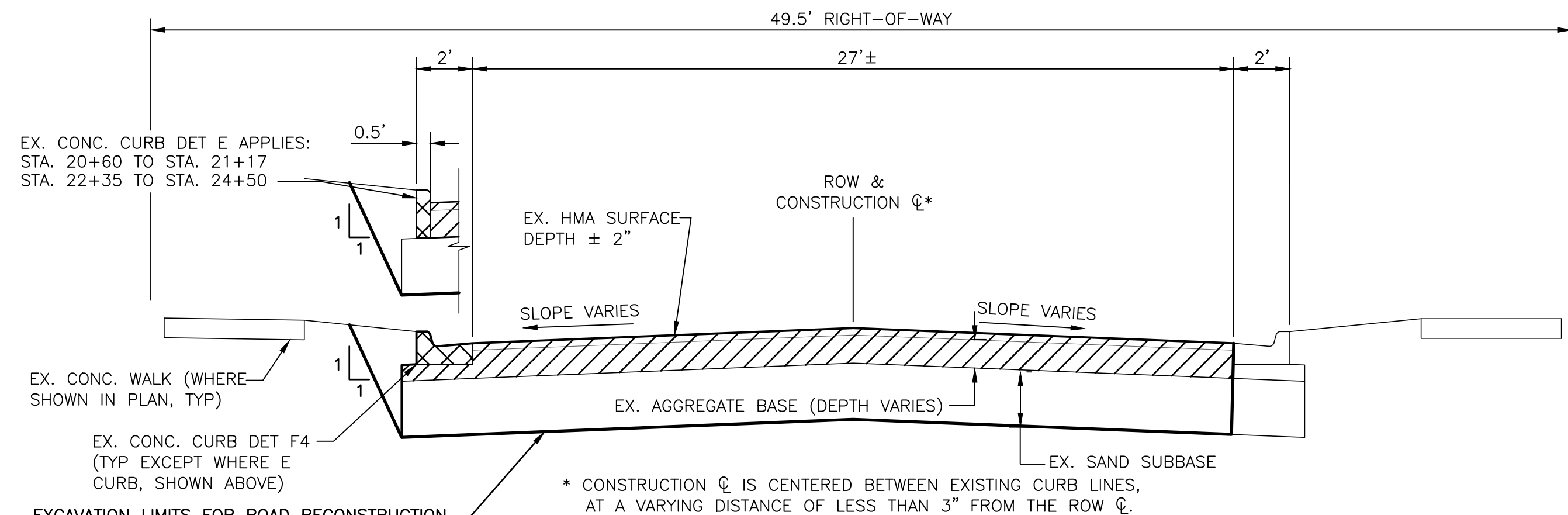
- **July 6-8, 2023 for the community's Riverwalk Festival**
- **October 14th, 2023 for the Harvest Celebration**
- **Thursday nights (Memorial Day to Labor Day) after 5pm**

Owner: City of Lowell
 By (signature): _____
 Name (printed): _____
 Title: _____
 Date Issued: _____
 Copy: Engineer

NO.	ISSUED FOR	BY	DATE
1.	QA REVIEW SET	DAA	01/13/22
2.	WATER PERMIT	BM	09/17/21
3.	USDA REVIEW SET	BM	09/22
4.	CONTRACTOR BID	BM	2/15/23
5.	ADDENDUM NO. 1	BM	3/8/23
6.	ADDENDUM NO. 2	BM	3/14/23

**CITY OF LOWELL
KENT COUNTY, MICHIGAN
MONROE STREET IMPROVEMENTS 2022
TYPICAL SECTIONS**

DESIGNED BY	DATE	7/2021
DA/DH		
DRAWN BY	DATE	7/2021
D HUDELSON		
CHECKED BY	DATE	9/2022
B MIERAS		
PROJECT	220101	
FILE	02-Typ_Sec	
2		
SHEET NO.		

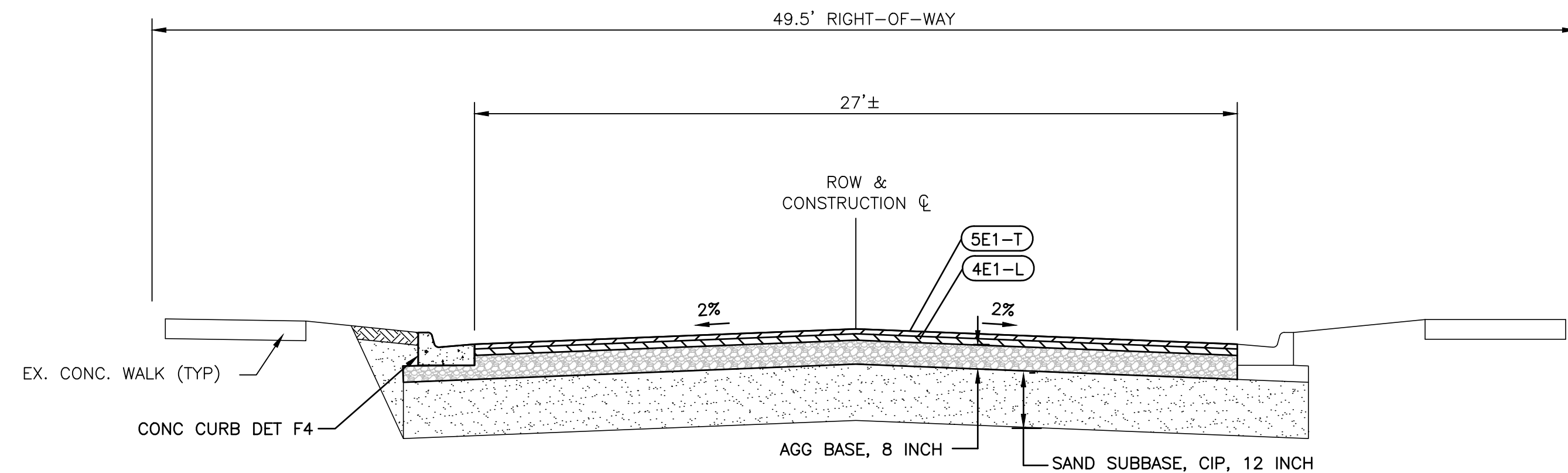


EXISTING TYPICAL CROSS SECTION - MONROE ST

NOT TO SCALE
STA 12+58 TO STA 14+00
STA 19+62 TO STA 24+50
STA 37+37 TO STA 48+21

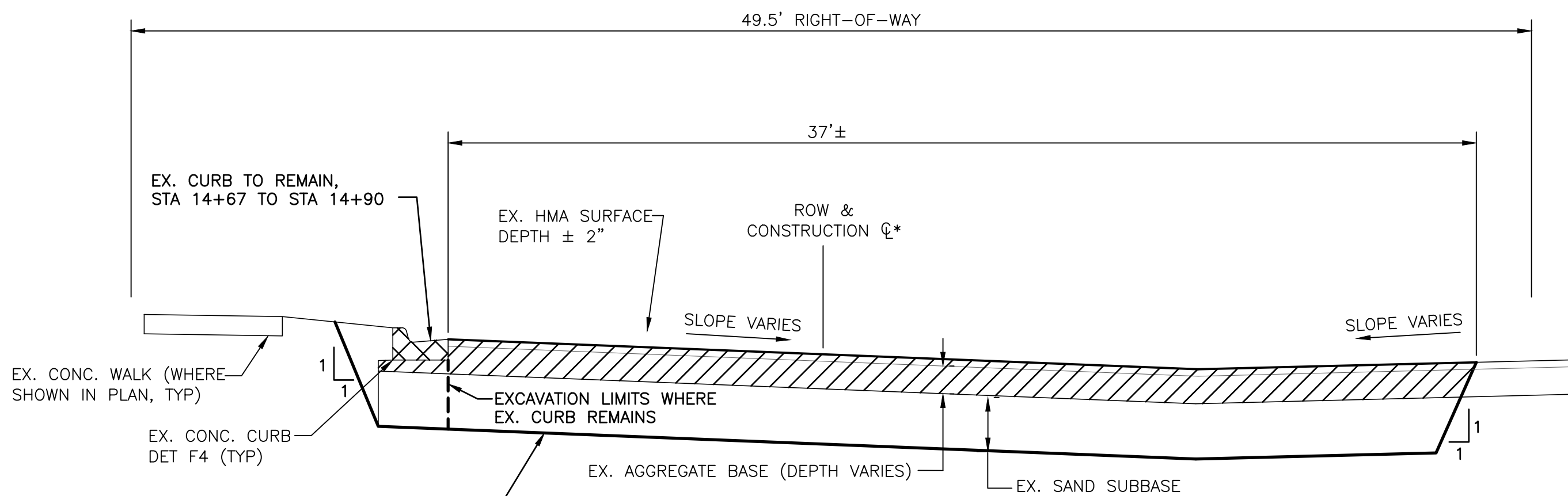
EXCAVATION LIMITS FOR ROAD RECONSTRUCTION (INCLUDED IN ITEM "MACHINE GRADING, MODIFIED")

* CONSTRUCTION C* IS CENTERED BETWEEN EXISTING CURB LINES, AT A VARYING DISTANCE OF LESS THAN 3" FROM THE ROW C.



PROPOSED TYPICAL CROSS SECTION - MONROE ST

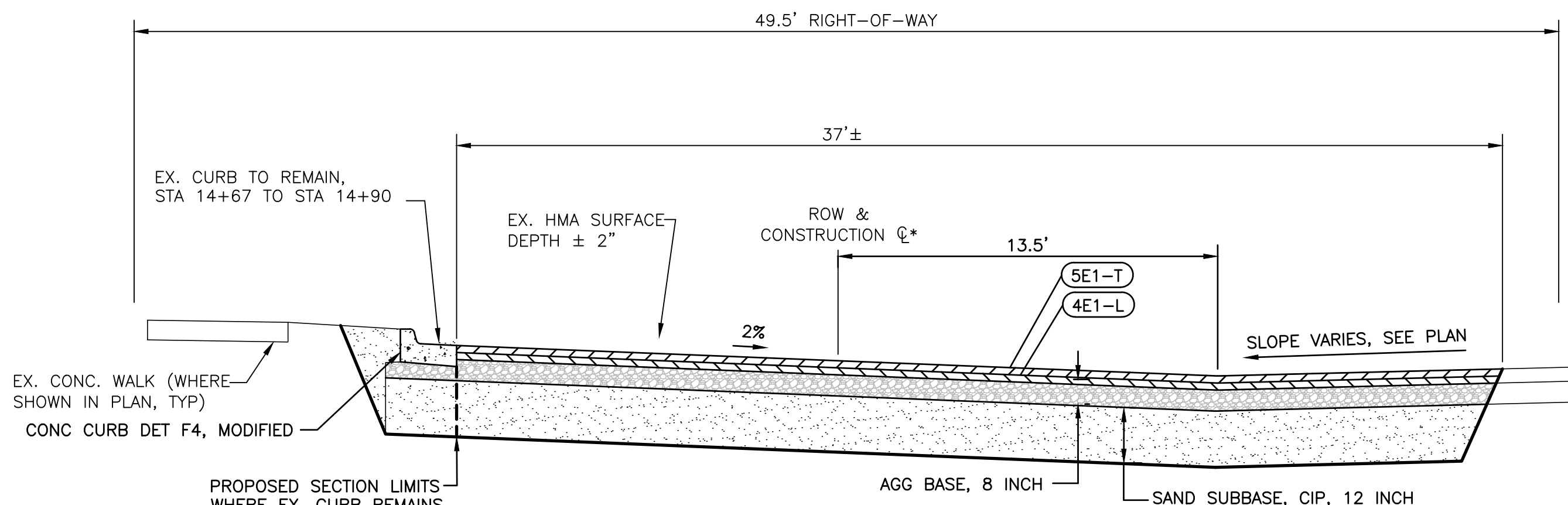
NOT TO SCALE
STA 12+58 TO STA 14+00
STA 19+62 TO STA 24+50
(TRANSITION TO NON-CROWN STRAIGHT CROSS-SLOPE AT 24+50)
STA 37+37 TO STA 48+21



EXISTING TYPICAL CROSS SECTION - MONROE ST

STA 14+00 TO STA 14+90

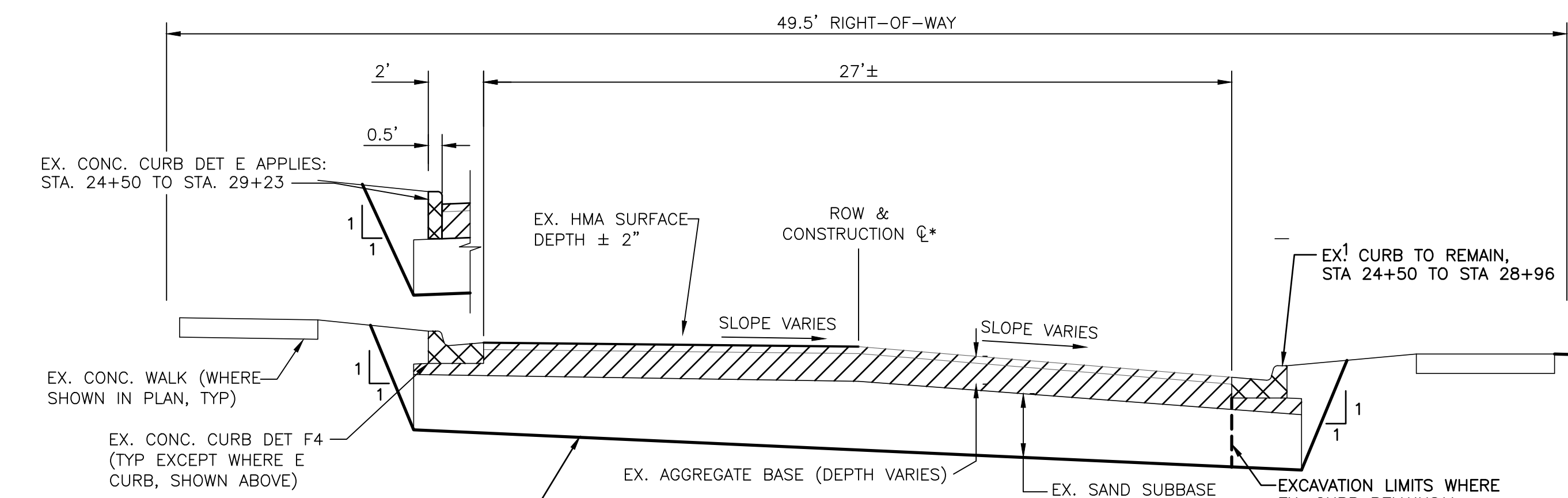
EXCAVATION LIMITS FOR ROAD RECONSTRUCTION (INCLUDED IN ITEM "MACHINE GRADING, MODIFIED")



PROPOSED TYPICAL CROSS SECTION - MONROE ST

STA 14+00 TO STA 14+90

EX. CONC. WALK (WHERE SHOWN IN PLAN, TYP)
CONC CURB DET F4, MODIFIED
PROPOSED SECTION LIMITS WHERE EX. CURB REMAINS

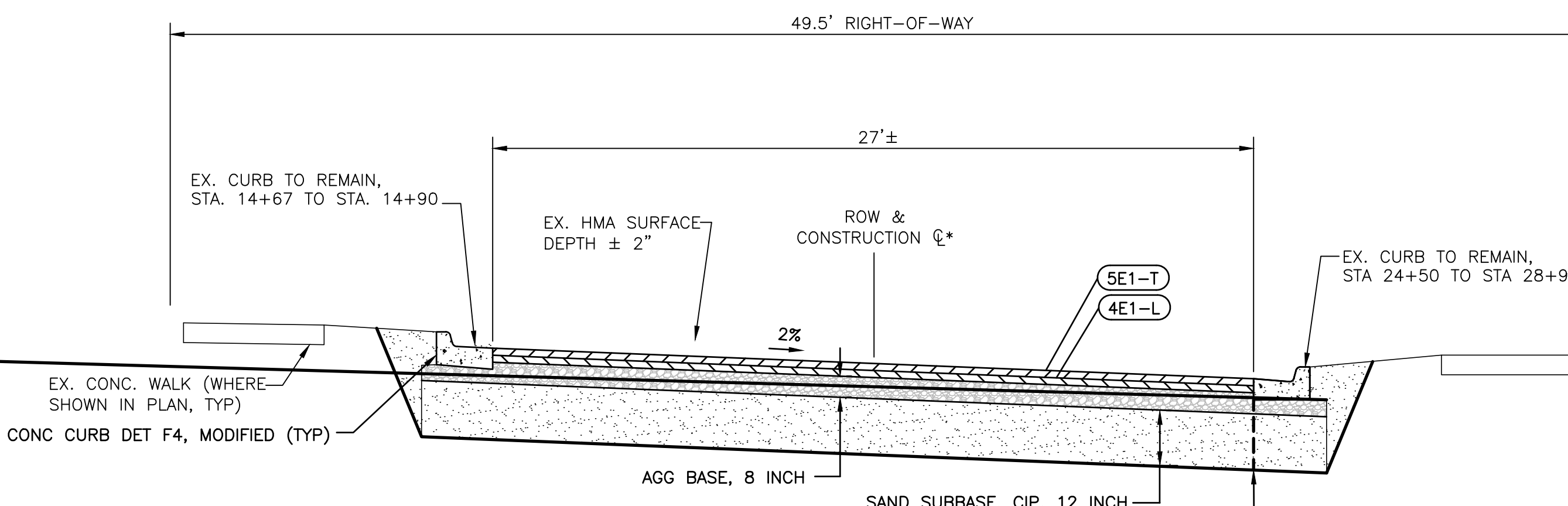


EXISTING TYPICAL CROSS SECTION - MONROE ST

STA 24+50 TO STA 37+37

EXCAVATION LIMITS FOR ROAD RECONSTRUCTION (INCLUDED IN ITEM "MACHINE GRADING, MODIFIED")

** CURB REMOVAL AND REPLACEMENT LIMITS, INCIDENTAL TO PROPOSED UTILITY SERVICES, ARE NOT INCLUDED ABOVE



PROPOSED TYPICAL CROSS SECTION - MONROE ST

STA 25+50 TO STA 36+94
(TRANSITION TO STANDARD CROWN, FROM STA 36+94 TO STA 37+37)

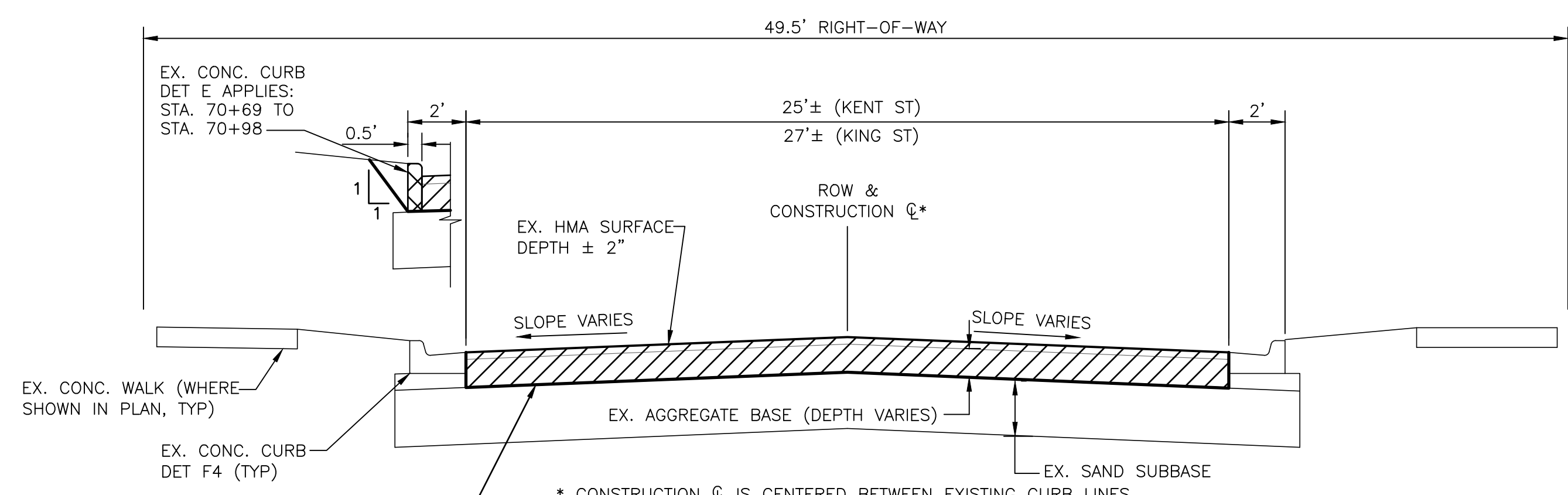
EX. CONC. WALK (WHERE SHOWN IN PLAN, TYP)
CONC CURB DET F4, MODIFIED (TYP)
PROPOSED SECTION LIMITS WHERE EX. CURB REMAINS

HMA APPLICATION TABLE

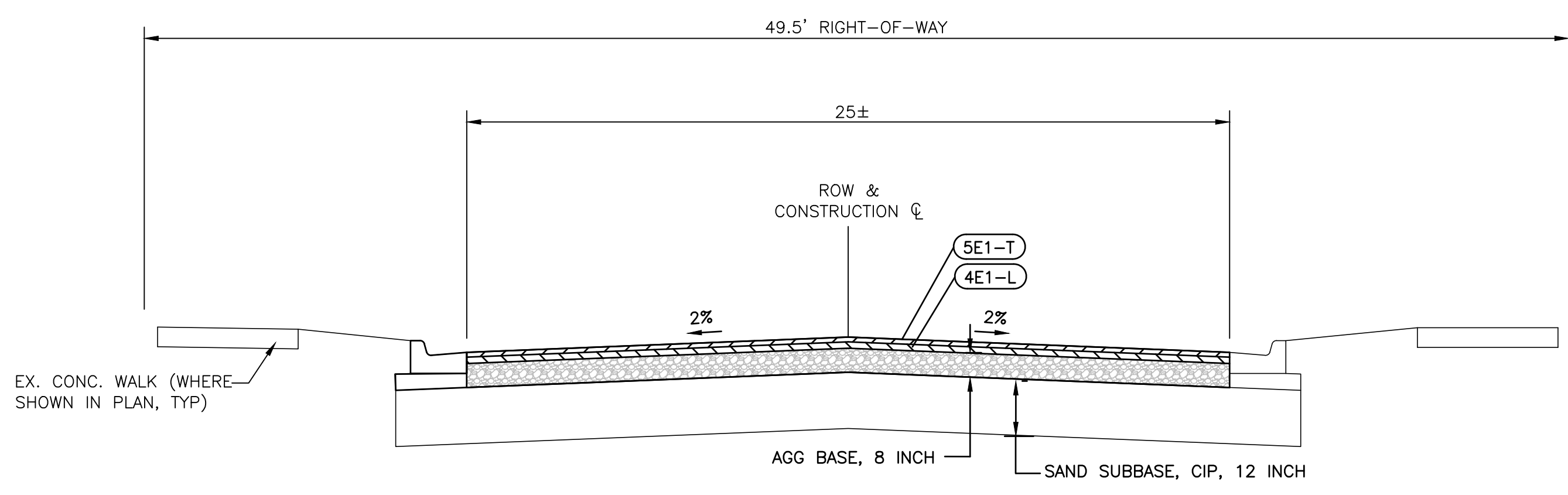
ID No.	ITEM	RATE PER SYD	ASPHALT PENETRATION	REMARKS
5E1-T	HMA, 5E1	165 #	PG 64-28	TOP COURSE (AWI = 220)
4E1-L	HMA, 4E1	220 #	PG 64-28	LEVELING COURSE
	BOND COAT	0.10-0.15 GAL/SYD		FOR INFORMATION ONLY

NO.	ISSUED FOR	BY	DATE
1.	QA REVIEW SET	DAA	01/13/22
2.	WATER PERMIT	BM	09/17/21
3.	USDA REVIEW SET	BM	09/22
4.	CONTRACTOR BID	BM	2/15/23
5.	ADDENDUM NO. 1	BM	3/8/23
6.	ADDENDUM NO. 2	BM	3/14/23

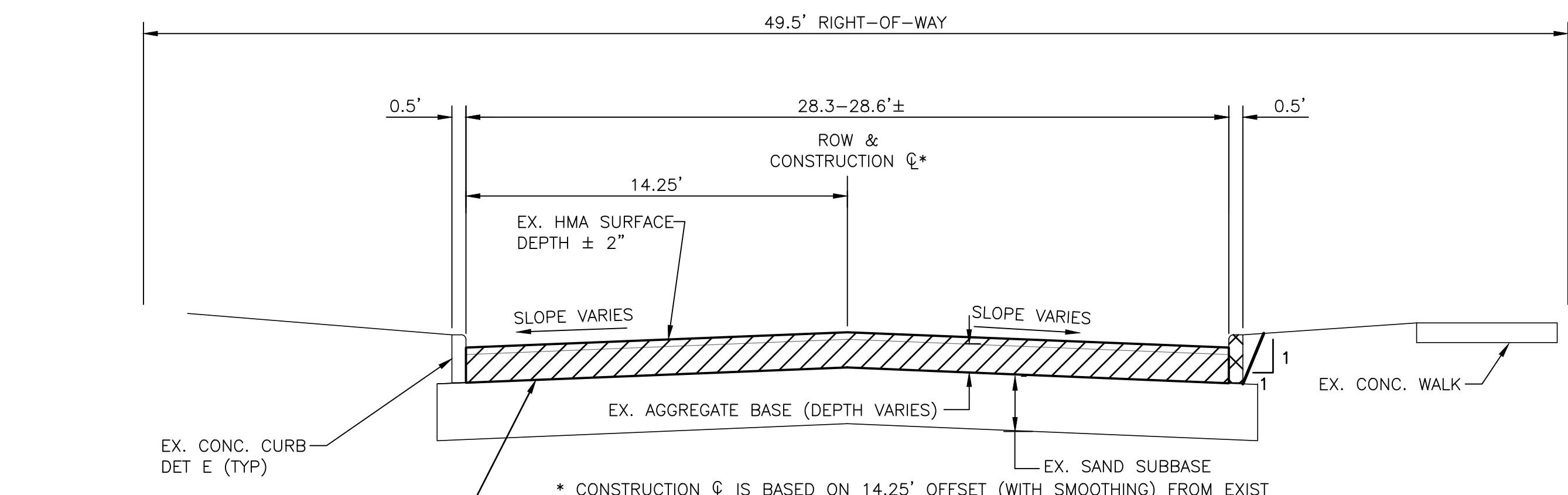
DESIGNED BY	DATE	7/2021
DA/DH		
DRAWN BY	DATE	7/2021
D HUDELSON		
CHECKED BY	DATE	9/2022
B MIERAS		
PROJECT	220101	
FILE	plt-Typ_Sec	



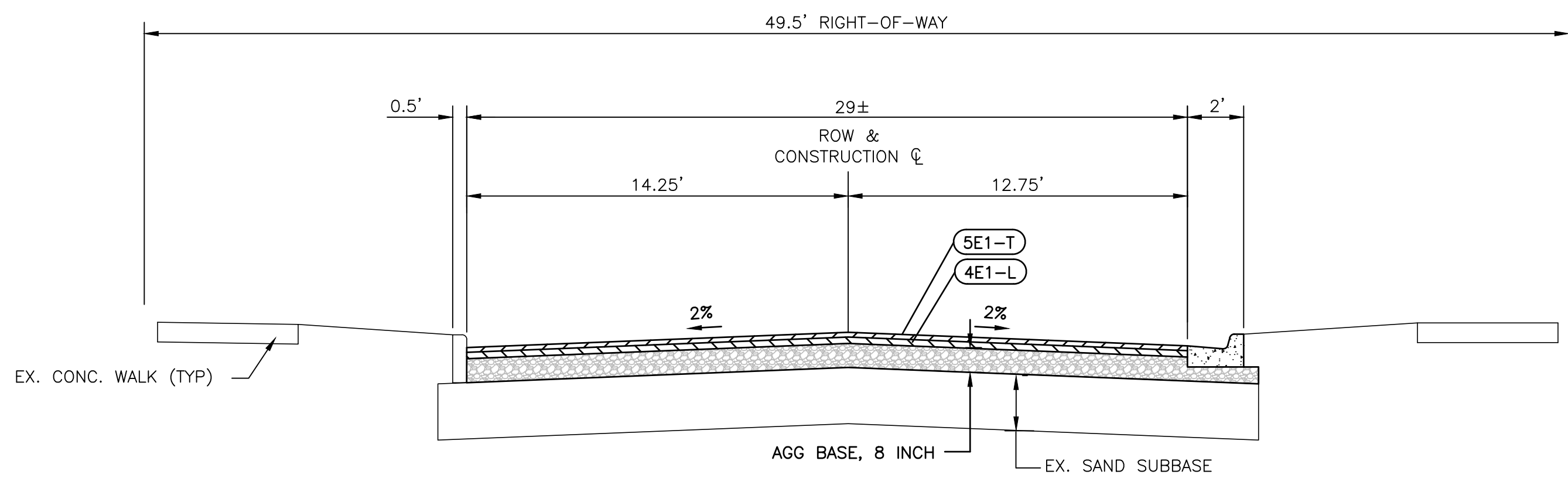
EXISTING TYPICAL CROSS SECTION - KENT ST, KING ST
NOT TO SCALE
STA 50+50 TO STA 53+50 (KENT ST)
STA 70+10 TO STA 70+98 (KING ST)



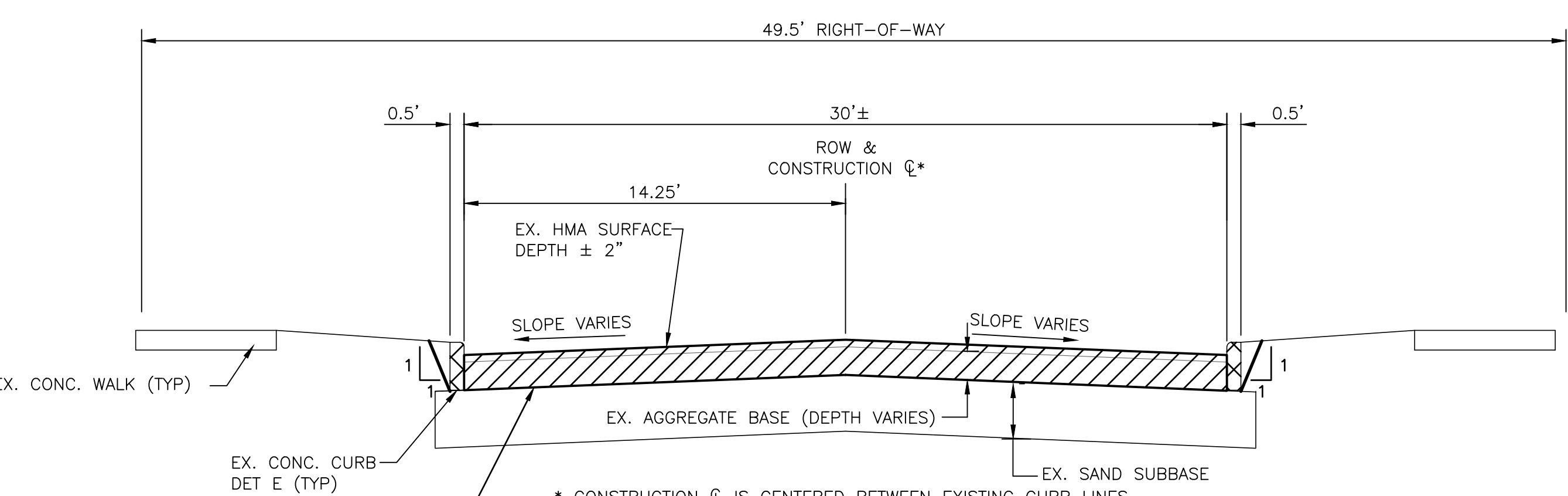
PROPOSED TYPICAL CROSS SECTION - KENT ST, KING ST
NOT TO SCALE
STA 50+50 TO STA 53+50 (KENT ST)
STA 70+10 TO STA 70+98 (KING ST)
(REFER TO PLAN FOR GRADES ON KING ST)



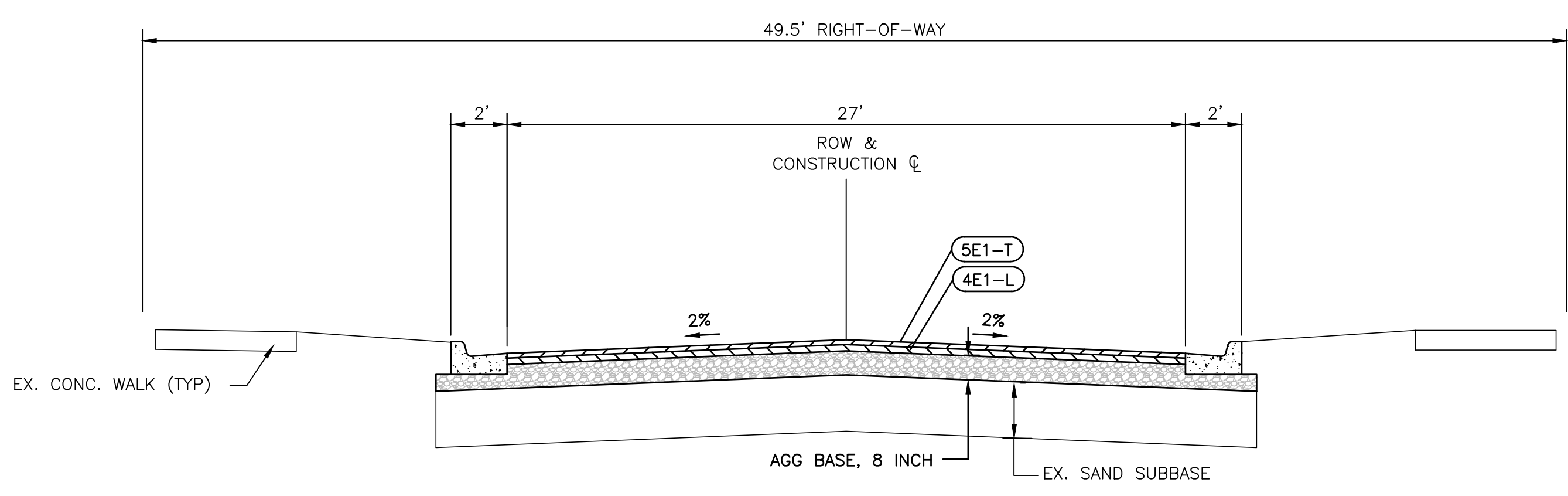
EXISTING TYPICAL CROSS SECTION - KING ST
NOT TO SCALE
STA 70+98 TO STA 73+26



PROPOSED TYPICAL CROSS SECTION - KING ST
NOT TO SCALE
STA 70+98 TO STA 73+26
ROAD WIDTH TAPERS FROM EXISTING WIDTH AT STA 70+98 TO TYPICAL WIDTH AT STA 71+83



EXISTING TYPICAL CROSS SECTION - KING ST
NOT TO SCALE
STA 73+86 TO STA 76+95



PROPOSED TYPICAL CROSS SECTION - KING ST
NOT TO SCALE
STA 73+86 TO STA 76+95
(ROAD CROSS-SLOPE TRANSITIONS FROM STANDARD 2% CROWN TO MATCH EXISTING, BEGINNING AT STA 76+00)

Mar 14, 2023 - 9:55am C:\Users\jvanderk\OneDrive\My Documents\7698\proj\Typical Sections\DWG_XREFs [user] [op] By: jvanderk